

MIDDLESEX COUNTY AA CHAMPIONSHIPS RESULTS SHEET


Under 13 Boys - 3,000m (approx)

| Position | Time | Number | Name | Club |
|----------|-------|--------|---------------------------------|---------------|
| 1 | 12:08 | 181 | Aaron Farr (St Mary's Rich) | Individual |
| 2 | 12:19 | 182 | Patrick Goffey (St Mary's Rich) | Individual |
| 3 | 12:19 | 128 | Youcef Harizi | Enf & Har |
| 4 | 12:37 | 138 | George Gould | Highgate |
| 5 | 12:39 | 115 | Rowan Board | ESM |
| 6 | 12:42 | 142 | Alexander Machin-Paley | Highgate |
| 7 | 12:51 | 183 | Jake Callis (Orion) | Individual |
| 8 | 13:01 | 137 | Terence Fawden | Highgate |
| 9 | 13:08 | 162 | Albert Ohioze | SBH |
| 10 | 13:16 | 166 | Joseph Cooper | TVH |
| 11 | 13:20 | 169 | Abraham Mendes Da Costa | TVH |
| 12 | 13:28 | 154 | Johnny Naylor | Lon Heathside |
| 13 | 13:32 | 168 | James Horrex | TVH |
| 14 | 13:38 | 127 | Luke Garwood | Enf & Har |
| 15 | 13:39 | 130 | Owen Hurcum | Harrow |
| 16 | 13:40 | 178 | Thomas Mcardle | Trent Park |
| 17 | 13:49 | 177 | James Lovell | Trent Park |
| 18 | 13:54 | 122 | Bradley Pinder | ESM |
| 19 | 14:02 | 167 | Nebay Haile | TVH |
| 20 | 14:06 | 131 | Toby McDermott | Harrow |
| 21 | 14:10 | 139 | Arnold Harrison | Highgate |
| 22 | 14:21 | 126 | Callum Duffy | Enf & Har |
| 23 | 14:25 | 184 | Jackson Spielmeyer (VPH&TH) | Individual |
| 24 | 14:33 | 125 | Adam Coppock | Enf & Har |
| 25 | 14:43 | 159 | Felix Bordet-Stead | SBH |
| 26 | 14:48 | 174 | Charlie Briers | Trent Park |
| 27 | 14:53 | 172 | Ben Beckwith | Trent Park |
| 28 | 14:57 | 155 | Tomas O'Shea | Lon Heathside |
| 29 | 15:01 | 144 | Joseph Doyle | Hillingdon |
| 30 | 15:03 | 140 | Keshin Harrison | Highgate |
| 31 | 15:06 | 170 | Edward Wootton | TVH |
| 32 | 15:12 | 132 | Mark Murray | Harrow |
| 33 | 15:16 | 145 | Callum Gibbons | Hillingdon |
| 34 | 15:22 | 121 | Connor McCarthy | ESM |
| 35 | 15:29 | 180 | Joseph Young | Trent Park |
| 36 | 15:36 | 164 | Daniel Wilson | SBH |
| 37 | 15:41 | 124 | Jack Wells | ESM |
| 38 | 15:46 | 152 | Cameron Mackinney | Lon Heathside |
| 39 | 16:08 | 175 | Kieran Collins | Trent Park |
| 40 | 16:11 | 176 | James Joy | Trent Park |
| 41 | 17:08 | 147 | Adam Jones | Hillingdon |
| 42 | 17:13 | 173 | Niall Bevan | Trent Park |
| 43 | 17:40 | 179 | Christian Steel | Trent Park |

Team Result:

1. Highgate (4, 6, 8) = 18
2. TVH (10, 11, 13) = 34
3. Enf & Har (3, 14, 22) = 39
4. ESM (5, 18, 34) = 57

5. Trent Park (16, 17, 26) = 59
6. Harrow (15, 20, 32) = 67
7. SBH (9, 25, 36) = 70
8. Lon Heathside (12, 28, 38) = 78
9. Hillingdon (29, 33, 41) = 103




MIDDLESEX COUNTY AA CHAMPIONSHIPS RESULTS SHEET

Under 13 Girls - 3,000m (approx)

| Position | Time | Number | Name | Club |
|----------|-------|--------|-----------------------------------|---------------|
| 1 | 13:03 | 256 | Zahra Attibbi (VPH&TH) | Individual |
| 2 | 13:06 | 250 | Jade Dos Santos | Trent Park |
| 3 | 13:13 | 217 | Emma Hatchett | Enf & Har |
| 4 | 13:40 | 255 | Hannah Novakovic (St Mary's Rich) | Individual |
| 5 | 13:53 | 211 | Despina Aslam | Enf & Har |
| 6 | 13:57 | 247 | Madeline Turner | TVH |
| 7 | 14:26 | 215 | Lauren Dowling | Enf & Har |
| 8 | 14:27 | 216 | Caroline Dunnett | Enf & Har |
| 9 | 14:31 | 214 | Rachel Connery | Enf & Har |
| 10 | 14:33 | 209 | Nastassja Allin | Enf & Har |
| 11 | 14:33 | 221 | Chloe Thornton | Enf & Har |
| 12 | 14:39 | 223 | Marjolaine Briscoe | Highgate |
| 13 | 14:42 | 239 | Chloe Goodson | SBH |
| 14 | 14:49 | 248 | India Weir | TVH |
| 15 | 14:53 | 237 | Emma Dwan | SBH |
| 16 | 14:59 | 249 | Kosana Weir | TVH |
| 17 | 15:01 | 207 | Besirat Tesfu | ESM |
| 18 | 15:07 | 252 | Greta Norton | Trent Park |
| 19 | 15:09 | 219 | Hannah Hughes | Enf & Har |
| 20 | 15:13 | 202 | Camile Bradbury | ESM |
| 21 | 15:22 | 229 | Savannah Dixon | Lon Heathside |
| 22 | 15:32 | 218 | Katie Hatchett | Enf & Har |
| 23 | 15:37 | 201 | Millie Atherton | ESM |
| 24 | 15:41 | 244 | Chiara Kafero-Roberts | TVH |
| 25 | 15:46 | 212 | Olivia Coll | Enf & Har |
| 26 | 15:49 | 220 | Katherine McGlennaghan | Enf & Har |
| 27 | 15:54 | 240 | Ellie McNamara | SBH |
| 28 | 15:58 | 208 | Erica Wallace | ESM |
| 29 | 16:03 | 232 | Jessica Godden | Lon Heathside |
| 30 | 16:05 | 213 | Sinead Coll | Enf & Har |
| 31 | 16:12 | 205 | Courtney Marshall | ESM |
| 32 | 16:25 | 251 | Eva Jones | Trent Park |
| 33 | 16:30 | 254 | Madelane Ranaghan (Harrow) | Individual |
| 34 | 16:53 | 241 | Marie-Anna Thoma | SBH |
| 35 | 16:57 | 253 | Alex Ranaghan (Harrow) | Individual |
| 36 | 16:59 | 206 | Orphalie Mayara | ESM |
| 37 | 17:21 | 210 | Rebecca Andreou | Enf & Har |
| 38 | 18:57 | 228 | Lucia Rimini | Highgate |

Team Result:

1. Enf & Har (3, 5, 7) = 15
2. TVH (6, 14, 16) = 36
3. Trent Park (2, 18, 32) = 52
4. SBH (13, 15, 27) = 55
5. ESM (17, 20, 23) = 60




MIDDLESEX COUNTY AA CHAMPIONSHIPS RESULTS SHEET

Under 15 Boys - 4,000m (approx)

| Position | Time | Number | Name | Club |
|----------|-------|--------|--------------------------------|---------------|
| 1 | 13:50 | 292 | James Murdoch | TVH |
| 2 | 14:39 | 299 | Jivendra Singh (WSEH) | Individual |
| 3 | 14:49 | 242 | Sam Shindler Glass | ESM |
| 4 | 15:02 | 285 | Sam Wilson | SBH |
| 5 | 15:14 | 298 | Jamie Finnigan (WSEH) | Individual |
| 6 | 15:18 | 237 | Sam McGonigle | ESM |
| 7 | 15:23 | 257 | Stanley Harrison | Highgate |
| 8 | 15:32 | 239 | Malik Ouzia | ESM |
| 9 | 15:44 | 240 | Duncan Pinder | ESM |
| 10 | 15:56 | 280 | Billy Kelsey | SBH |
| 11 | 16:14 | 291 | Louis Marriott | TVH |
| 12 | 16:16 | 254 | Khaylen Mistry | Harrow |
| 13 | 16:23 | 262 | Stephen Crosbie | Hillingdon |
| 14 | 16:27 | 278 | Alex Abadesso | SBH |
| 15 | 16:31 | 251 | Kai Hammond | Harrow |
| 16 | 16:36 | 253 | Oliver Hurcum | Harrow |
| 17 | 16:51 | 272 | Max Heap | Lon Heathside |
| 18 | 16:57 | 261 | Abei Thewodros | Highgate |
| 19 | 17:04 | 277 | James Wooldridge | Lon Heathside |
| 20 | 17:05 | 269 | Dominic Speight | Hillingdon |
| 21 | 17:21 | 268 | Sanjiv Solanki | Hillingdon |
| 22 | 17:24 | 282 | Calum McCormick | SBH |
| 23 | 17:27 | 252 | Jonathan Hill | Harrow |
| 24 | 17:30 | 301 | Robert Eveson (St Mary's Rich) | Guest |
| 25 | 17:37 | 263 | Jamie Davis | Hillingdon |
| 26 | 17:45 | 247 | Tom Rottier | Enf & Har |
| 27 | 17:48 | 279 | Dean Benzaken | SBH |
| 28 | 17:50 | 290 | Jack Keen | TVH |
| 29 | 18:17 | 260 | Gabriel Springer | Highgate |
| 30 | 18:31 | 294 | Mac Bowie | Trent Park |
| 31 | 18:39 | 296 | George McCormick | Trent Park |
| 32 | 18:45 | 271 | Jasper Crockford | Lon Heathside |
| 33 | 18:45 | 274 | Colin Kpodonu | Lon Heathside |
| 34 | 18:55 | 255 | Lewis Sexton | Harrow |
| 35 | 19:05 | 236 | David Hannan | ESM |
| 36 | 19:13 | 238 | Joshua Morris | ESM |
| 37 | 19:19 | 245 | Ruiari Coles | Enf & Har |
| 38 | 19:33 | 286 | Samuel Cooper | TVH |
| 39 | 19:41 | 258 | Peter Laing | Highgate |
| 40 | 19:52 | 267 | Jack McDermott | Hillingdon |
| 41 | 19:52 | 264 | Jack Gradwell | Hillingdon |
| 42 | 20:10 | 295 | Louis Caldwell | Trent Park |
| 43 | 20:28 | 297 | Nathaniel Sampson | Trent Park |
| 44 | 20:32 | 241 | Finn Racadio | ESM |
| 45 | 21:15 | 143 | Ruari Duval Smith | Highgate |
| 46 | 22:09 | 288 | John Gray | TVH |

Team Result:

- | | |
|-----------------------------|------------------------------------|
| 1. ESM (3, 6, 8) = 17 | 5. Hillingdon (13, 20, 21) = 54 |
| 2. SBH (4, 10, 14) = 28 | 6. Highgate (7, 18, 29) = 54 |
| 3. TVH (1, 11, 28) = 40 | 7. Lon Heathside (17, 19, 32) = 68 |
| 4. Harrow (12, 15, 16) = 43 | 8. Trent Park (30, 31, 42) = 103 |




MIDDLESEX COUNTY AA CHAMPIONSHIPS RESULTS SHEET

Under 15 Girls - 4,000m (approx)

| Position | Time | Number | Name | Club |
|----------|-------|--------|---------------------------------|---------------|
| 1 | 16:48 | 97 | Rebecca Killip (St Mary's Rich) | Individual |
| 2 | 17:14 | 88 | Sophia Parvizi-Wayne | SBH |
| 3 | 17:19 | 74 | Rebecca Miles | Hillingdon |
| 4 | 17:27 | 59 | Josephine Connery | Enf & Har |
| 5 | 18:18 | 87 | Freya Lenton | SBH |
| 6 | 18:36 | 71 | Hannah Viner | Highgate |
| 7 | 19:21 | 86 | Molly Garden | SBH |
| 8 | 19:39 | 50 | Saskia Budgett | ESM |
| 9 | 20:05 | 76 | Carys Tetlaw | Hillingdon |
| 10 | 20:14 | 84 | Yanna Raykov | Lon Heathside |
| 11 | 20:23 | 63 | Sophie Edwardson | Harrow |
| 12 | 20:48 | 61 | Rebecca Jaques | Enf & Har |
| 13 | 20:50 | 57 | Katrina Will | ESM |
| 14 | 20:52 | 58 | Olivia Will | ESM |
| 15 | 21:10 | 91 | Aneta Jaskulska | TVH |
| 16 | 21:22 | 60 | Rebecca Dowling | Enf & Har |
| 17 | 21:44 | 52 | Evie King | ESM |
| 18 | 21:48 | 49 | Rosanna Bell | ESM |
| 19 | 22:17 | 73 | Lily Fawsett | Hillingdon |
| 20 | 22:33 | 82 | Harriet Mackinney | Lon Heathside |
| 21 | 23:07 | 56 | Dhara Thompson | ESM |
| 22 | 23:44 | 70 | Lulu Szego | Highgate |
| 23 | 24:06 | 90 | Sophia Acqistapace | TVH |
| 24 | 26:49 | 75 | Harriet Stallard | Hillingdon |
| 25 | 28:07 | 93 | Margot Smith | TVH |
| 26 | 28:41 | 99 | Marika Rutlin (Trent Park) | Individual |

Team Result:

1. SBH (2, 5, 7) = 14
2. Hillingdon (3, 9, 19) = 31
3. Enf & Har (4, 12, 16) = 32
4. ESM (8, 13, 14) = 35
5. TVH (15, 23, 25) = 63




MIDDLESEX COUNTY AA CHAMPIONSHIPS RESULTS SHEET

Under 17 Men - 6,000m (approx)

| Position | Time | Number | Name | Club |
|----------|-------|--------|-------------------------------|---------------|
| 1 | 21:37 | 71 | Richard Charles | SBH |
| 2 | 21:48 | 84 | Bradley Goater | WSEH |
| 3 | 22:31 | 59 | Matthew Fayers | Hillingdon |
| 4 | 23:13 | 86 | Eoin O'Brien | WSEH |
| 5 | 23:23 | 42 | Ben Waterman | ESM |
| 6 | 23:30 | 40 | William Pinder | ESM |
| 7 | 23:35 | 41 | Bhaves Soneji | ESM |
| 8 | 23:42 | 91 | Edward Smith (St Mary's Rich) | Individual |
| 9 | 23:43 | 83 | Tom Daborn | WSEH |
| 10 | 24:12 | 48 | Dalton McGuigan | Harrow |
| 11 | 24:39 | 36 | Archie Allen | ESM |
| 12 | 24:47 | 45 | Andrew Holliman | Harrow |
| 13 | 24:56 | 77 | Hugo Cayssials | TVH |
| 14 | 25:37 | 74 | Bertie Shelley | SBH |
| 15 | 25:41 | 47 | Rizwan Malik | Harrow |
| 16 | 25:43 | 43 | Abraham Brown | Harrow |
| 17 | 25:48 | 69 | Josh Ames-Blackaby | SBH |
| 18 | 25:59 | 57 | Michael Dittmer | Hillingdon |
| 19 | 26:17 | 68 | Miron Woldemichael | Lon Heathside |
| 20 | 26:29 | 89 | Reece Ballett (Trent Park) | Individual |
| 21 | 26:47 | 49 | Tom O'Dowd | Harrow |
| 22 | 27:20 | 61 | Samuel Hobbs | Hillingdon |
| 23 | 27:51 | 67 | Daniel Szajna | Lon Heathside |
| 24 | 28:07 | 73 | Dougal Oliver | SBH |
| 25 | 28:27 | 90 | Alex Green (Trent Park) | Individual |
| 26 | 29:40 | 93 | Hasan Muse (Enf & Har) | Guest |
| 27 | 29:41 | 78 | Henog Gebretinsae | TVH |
| 28 | 30:03 | 82 | Sakib Rashid | TVH |
| 29 | 31:34 | 79 | Michael Gebretinsae | TVH |
| 30 | 32:07 | 244 | Petros Asgodom (Enf & Har) | Guest |

Team Result:

1. WSEH (2, 4, 9) = 15
2. ESM (5, 6, 7) = 18
3. SBH (1, 14, 17) = 32
4. Harrow (10, 12, 15) = 37
5. Hillingdon (3, 18, 22) = 43
6. TVH (13, 27, 28) = 68



MIDDLESEX COUNTY AA CHAMPIONSHIPS RESULTS SHEET


Under 20 Men - 8,000m (approx)

| Position | Time | Number | Name | Club |
|----------|-------|--------|-----------------------------------|--------------|
| 1 | 28:20 | 288 | Jake Shelley | SBH |
| 2 | 28:33 | 287 | Jack Perry-Williams | SBH * |
| 3 | 29:07 | 280 | Robert Thompson | Hillingdon |
| 4 | 29:13 | 264 | Sam Ashcroft | ESM |
| 5 | 29:28 | 285 | Tadhg Grant | SBH * |
| 6 | 29:39 | 295 | Max Kiralyfi (Belgrave) | Individual |
| 7 | 30:00 | 277 | James Laing | Hillingdon * |
| 8 | 30:38 | 266 | Chris Hepworth | ESM |
| 9 | 31:34 | 298 | Adam Villard (St Mary's Richmond) | Individual * |
| 10 | 31:58 | 297 | Luke Callis (Orion) | Individual * |
| 11 | 32:25 | 268 | Luke Nicholas | ESM |
| 12 | 33:21 | 281 | Carl Yates | Hillingdon * |
| 13 | 34:11 | 292 | Ali Yahye | TVH* |
| 14 | 35:43 | 273 | William Laing | Highgate |
| 15 | 36:11 | 293 | Tom Pye (Enf & Har) | Individual * |
| 16 | 36:22 | 276 | Christopher Ingram | Hillingdon |
| 17 | 38:27 | 294 | Reece Surridge (Enf & Har) | Individual * |
| 18 | 39:23 | 270 | Jamie Taylor-Caldwell | ESM |

Team Result:

1. SBH (1, 2, 5) = 8
2. Hillingdon (3, 7, 12) = 22
3. ESM (4, 8, 11) = 23

* denotes athlete eligible for selection to C.A.U.



MIDDLESEX COUNTY AA CHAMPIONSHIPS RESULTS SHEET

Senior Men - 12,000m (approx)

| Position | Time | Number | Name | Club |
|----------|-------|--------|--------------------------|---------------|
| 1 | 41:32 | 222 | Paul Marteletti | VPH&TH |
| 2 | 41:37 | 195 | Chris Smith | TVH |
| 3 | 41:42 | 238 | Stephen Sharp (Belgrave) | Individual |
| 4 | 42:38 | 171 | Richard Phillips | Serpentine |
| 5 | 42:40 | 181 | Mohamud Aadan | TVH |
| 6 | 42:54 | 49 | Henry Dodwell | Highgate |
| 7 | 43:01 | 179 | Hugh Torry | Serpentine |
| 8 | 43:11 | 68 | Daniel Dalmedo | Hillingdon |
| 9 | 43:29 | 72 | Michal Glowacki | Hillingdon |
| 10 | 43:39 | 235 | James Trapmore (SBH) | Individual |
| 11 | 43:55 | 170 | Aodh O'Neill | Serpentine |
| 12 | 44:18 | 157 | Will Green | Serpentine |
| 13 | 45:01 | 59 | Glenn Saqui | Highgate |
| 14 | 45:14 | 55 | Ryan McKinlay | Highgate |
| 15 | 45:17 | 26 | Rob Wilson | ESM |
| 16 | 45:21 | 64 | Martin Bateman | Hillingdon |
| 17 | 45:24 | 32 | Julian Critchlow | Harrow |
| 18 | 45:30 | 45 | Chris Beecham | Highgate |
| 19 | 46:01 | 69 | Anupam Das | Hillingdon |
| 20 | 46:08 | 41 | Peter Norris | Harrow |
| 21 | 46:19 | 110 | George Stewart | Lon Heathside |
| 22 | 46:22 | 50 | Peter Downie | Highgate |
| 23 | 46:38 | 37 | Matt Judson | Harrow |
| 24 | 46:47 | 42 | Alan Wray | Harrow |
| 25 | 47:00 | 35 | Chris Finill | Harrow |
| 26 | 47:11 | 175 | Andy Robbins | Serpentine |
| 27 | 47:12 | 168 | Ebrima Noble | Serpentine |
| 28 | 47:13 | 108 | Ed Samuel | Lon Heathside |
| 29 | 47:17 | 47 | Jon Deane | Highgate |
| 30 | 47:37 | 199 | Scott Aiken | Trent Park |
| 31 | 47:38 | 57 | Chris Panayiotou | Highgate |
| 32 | 47:43 | 234 | Paul Simons (SBH) | Individual |
| 33 | 47:47 | 43 | Andrew Aitken | Highgate |
| 34 | 47:51 | 212 | Gary Bagnall | VPH&TH |
| 35 | 48:12 | 44 | Chris Bailey | Highgate |
| 36 | 48:31 | 21 | Mo Ismail | ESM |
| 37 | 49:20 | 9 | Mike Stapleton | Barnet & Dist |
| 38 | 49:28 | 53 | Maarten Hoeven | Highgate |
| 39 | 49:35 | 76 | Paul Hull | Hillingdon |
| 40 | 49:51 | 85 | Daniel Thompson | Hillingdon |
| 41 | 49:59 | 90 | Michael Davidson | Lon Heathside |
| 42 | 50:00 | 29 | Matt Carey | Harrow |
| 43 | 50:03 | 215 | Richard Bryant | VPH&TH |
| 44 | 50:08 | 61 | Richard Stewart | Highgate |
| 45 | 50:09 | 77 | Richard Jenkin | Hillingdon |

| | | | | |
|-----|-------|-----|--------------------------|---------------|
| 46 | 50:22 | 100 | Paul Lemmon | Lon Heathside |
| 47 | 50:30 | 36 | Richard Francis | Harrow |
| 48 | 50:59 | 104 | Norman Mitchell | Lon Heathside |
| 49 | 51:02 | 118 | Marc Henrion | Morn Chasers |
| 50 | 51:05 | 213 | Simeon Bennett | VPH&TH |
| 51 | 51:14 | 88 | Richard Browne | Lon Heathside |
| 52 | 51:19 | 134 | Michael Dmitrzak | QPH |
| 53 | 51:21 | 191 | Matt Ponting | TVH |
| 54 | 51:22 | 95 | John Flahive | Lon Heathside |
| 55 | 51:30 | 70 | Scott Farley | Hillingdon |
| 56 | 51:36 | 13 | John Blanchard | ESM |
| 57 | 51:41 | 112 | Josh Teece | Lon Heathside |
| 58 | 51:44 | 66 | Simon Claridge | Hillingdon |
| 59 | 52:00 | 105 | Andy Owen | Lon Heathside |
| 60 | 52:06 | 18 | Andy Dodd | ESM |
| 61 | 52:12 | 80 | Julian McGowan | Hillingdon |
| 62 | 52:14 | 17 | Mark Delahunty | ESM |
| 63 | 52:18 | 116 | John Armstrong | Morn Chasers |
| 64 | 52:20 | 102 | Richard Macaulay | Lon Heathside |
| 65 | 52:28 | 78 | Paul Lappard | Hillingdon |
| 66 | 52:34 | 93 | Gavin Evans | Lon Heathside |
| 67 | 52:35 | 94 | Julian Ferraro | Lon Heathside |
| 68 | 52:56 | 121 | Alex Kitromilide | Morn Chasers |
| 69 | 52:58 | 239 | Ant Budarkiewicz (K & P) | Individual |
| 70 | 53:22 | 92 | Alan Dickson | Lon Heathside |
| 71 | 53:25 | 117 | Thomas Craggs | Morn Chasers |
| 72 | 53:30 | 14 | Gavin Boyter | ESM |
| 73 | 53:34 | 97 | Phil Hogg | Lon Heathside |
| 74 | 53:36 | 84 | David Smith | Hillingdon |
| 75 | 53:38 | 99 | Tony Killilea | Lon Heathside |
| 76 | 53:46 | 81 | Andy Miles | Hillingdon |
| 77 | 53:49 | 96 | Ken Heney | Lon Heathside |
| 78 | 53:52 | 216 | Mick Cairns | VPH&TH |
| 79 | 53:58 | 12 | Ian Birch | ESM |
| 80 | 54:09 | 193 | Bernard Robbins | TVH |
| 81 | 54:18 | 54 | Joseph Lowe | Highgate |
| 82 | 54:20 | 174 | Pedro Reis E Sa | Serpentine |
| 83 | 54:25 | 203 | Adrian Edwards | Trent Park |
| 84 | 54:35 | 185 | Manuel Da Silva | TVH |
| 85 | 54:50 | 128 | Simon Brotherson | QPH |
| 86 | 54:55 | 23 | Steve Plested | ESM |
| 87 | 55:15 | 27 | Tom Yates | ESM |
| 88 | 55:22 | 184 | Christophe Cayssials | TVH |
| 89 | 55:30 | 223 | John Medcraft | VPH&TH |
| 90 | 55:39 | 144 | Frank Nolan | QPH |
| 91 | 55:41 | 115 | Will Whitaker | Lon Heathside |
| 92 | 55:50 | 4 | Peter Ellis | Barnet & Dist |
| 93 | 55:55 | 210 | Alexis Ralphs | Trent Park |
| 94 | 56:00 | 19 | Chris Elson | ESM |
| 95 | 56:04 | 74 | Steve Hirons | Hillingdon |
| 96 | 56:07 | 20 | Rob Howells | ESM |
| 97 | 56:10 | 197 | Philip Wetton | TVH |
| 98 | 56:16 | 143 | Bertie Miller | QPH |
| 99 | 56:23 | 7 | Michael Martin | Barnet & Dist |
| 100 | 56:40 | 182 | Richard Bell | TVH |
| 101 | 57:04 | 202 | Steve Dodd | Trent Park |
| 102 | 57:12 | 161 | Fraser Johnson | Serpentine |
| 103 | 57:14 | 101 | Alex Macaulay | Lon Heathside |
| 104 | 57:17 | 201 | David Birks | Trent Park |
| 105 | 57:17 | 87 | Eddie Bayne | Lon Heathside |


| | | | | |
|-----|-------|-----|--------------------------|---------------|
| 106 | 57:55 | 177 | Michael Stainton | Serpentine |
| 107 | 57:59 | 16 | Robert Brown | ESM |
| 108 | 58:01 | 135 | Andrew Galligan | QPH |
| 109 | 58:05 | 15 | Eammon Bradley | ESM |
| 110 | 58:42 | 138 | Martin Hill | QPH |
| 111 | 58:50 | 225 | Declan Phelan | VPH&TH |
| 112 | 59:03 | 30 | Kevin Concannon | Harrow |
| 113 | 59:36 | 89 | Pete Crockford | Lon Heathside |
| 114 | 59:42 | 205 | Mick Green | Trent Park |
| 115 | 59:52 | 83 | Martin Searle | Hillingdon |
| 116 | 60:16 | 5 | Ken Ferguson | Barnet & Dist |
| 117 | 60:16 | 75 | Michael Howard | Hillingdon |
| 118 | 60:45 | 188 | Simon Maddison | TVH |
| 119 | 61:03 | 136 | Nathan Godleman | QPH |
| 120 | 61:03 | 125 | Andy Angus | QPH |
| 121 | 61:23 | 230 | Neil Barnaby (Enf & Har) | Individual |
| 122 | 61:40 | 8 | Laurance Scheyuens | Barnet & Dist |
| 123 | 61:48 | 206 | Mark Jackson | Trent Park |
| 124 | 61:51 | 132 | Richard Davies | QPH |
| 125 | 62:00 | 148 | Lennie Thomas | QPH |
| 126 | 62:16 | 209 | Paul O'Donnell | Trent Park |
| 127 | 62:33 | 65 | John Bignell | Hillingdon |
| 128 | 62:37 | 217 | Joe Feltham | VPH&TH |
| 129 | 62:59 | 119 | Gary Homewood | Morn Chasers |
| 130 | 63:15 | 11 | Andrew Welsh | Barnet & Dist |
| 131 | 63:39 | 79 | John Luscombe | Hillingdon |
| 132 | 64:05 | 130 | Gregory Comboy | QPH |
| 133 | 64:52 | 207 | Michael Jones | Trent Park |
| 134 | 66:07 | 2 | John Clarke | Barnet & Dist |
| 135 | 66:40 | 159 | David Hinds | Serpentine |
| 136 | 66:43 | 204 | Peter Goldfinch | Trent Park |
| 137 | 67:21 | 208 | James Joy | Trent Park |
| 138 | 67:53 | 22 | James O'Neill | ESM |
| 139 | 68:35 | 147 | Aaron Smith | QPH |
| 140 | 68:51 | 123 | Abdul Salam | Morn Chasers |
| 141 | 69:12 | 218 | Andrzej Gajbutowicz | VPH&TH |
| 142 | 72:15 | 71 | Brian Feldman | Hillingdon |
| 143 | 72:27 | 140 | Alan Kilcoyne | QPH |
| 144 | 73:38 | 120 | Bobby Howe | Morn Chasers |

Team Result:

- | | |
|---|--|
| 1. Serpentine (4, 7, 11, 12, 26, 27) = 87 | 8. TVH (2, 5, 53, 80, 84, 88) = 312 |
| 2. Highgate (6, 13, 14, 18, 22, 29) = 102 | 9. Morn Chas (49, 63, 68, 71, 129, 140) = 520 |
| 3. Hillingdon (8, 9, 16, 19, 39, 40) = 131 | 10. Trent Park (30, 83, 93, 101, 104, 114) = 525 |
| 4. Harrow (17, 20, 23, 24, 25, 42) = 151 | 11. QPH (52, 85, 90, 98, 108, 110) = 543 |
| 5. Lon Heathside (21, 28, 41, 46, 48, 51) = 235 | 12. Barnet (37, 92, 99, 116, 122, 130) = 596 |
| 6. VPH & TH (1, 34, 43, 50, 78, 89) = 295 | |
| 7. ESM (15, 36, 56, 60, 62, 72) = 301 | |

12 to score:

1. Lon Heathside (21, 28, 41, 46, 48, 51, 54, 57, 59, 64, 66, 67) = 602



MIDDLESEX COUNTY AA CHAMPIONSHIPS RESULTS SHEET

Senior Women - 8,000m (approx)

| Position | Time | Number | Name | Club |
|----------|-------|--------|---------------------------|---------------|
| 1 | 32:32 | 16 | Esther Evans | Highgate |
| 2 | 32:36 | 76 | Rebecca Glover | Serpentine |
| 3 | 34:09 | 45 | Sue Rust | Lon Heathside |
| 4 | 34:20 | 119 | Maggie Cooper (SBH) | Individual |
| 5 | 34:24 | 126 | Anna Critchlow (West 4 H) | Individual |
| 6 | 34:32 | 115 | Jo Singer | VPH&TH |
| 7 | 34:44 | 120 | Vicky Dawes (SBH) | Individual |
| 8 | 35:26 | 4 | Fiona Kennedy | ESM |
| 9 | 35:35 | 18 | Lindsay Kehoe | Highgate |
| 10 | 35:40 | 14 | Sarah Bailey | Highgate |
| 11 | 35:45 | 2 | Alison Hopkins | ESM |
| 12 | 35:54 | 58 | Caroline Walsh | Met Police |
| 13 | 36:42 | 17 | Louise Faherty | Highgate |
| 14 | 36:43 | 92 | Grace Wu | Serpentine |
| 15 | 36:46 | 71 | Fiona Alexander | Serpentine |
| 16 | 36:53 | 7 | Emily Antcliffe | Harrow |
| 17 | 37:07 | 47 | Louise Waldman | Lon Heathside |
| 18 | 37:15 | 87 | Claire Shelley | Serpentine |
| 19 | 37:36 | 48 | Jackie Wastell | Lon Heathside |
| 20 | 37:40 | 22 | Rhonda Munnik | Highgate |
| 21 | 38:14 | 88 | Penny Thorn | Serpentine |
| 22 | 38:34 | 15 | Natasha Cendrowicz | Highgate |
| 23 | 38:48 | 65 | Fiona Russell | Morn Chasers |
| 24 | 38:52 | 5 | Patricia Thomas | ESM |
| 25 | 38:57 | 6 | Lynn Wilson | ESM |
| 26 | 38:57 | 19 | Gaelle Lebray | Highgate |
| 27 | 39:05 | 37 | Emma Grayson | Lon Heathside |
| 28 | 39:10 | 121 | Ruth Jones (AFD) | Individual |
| 29 | 39:12 | 90 | Daniella Wax | Serpentine |
| 30 | 39:25 | 107 | Joanna Smith | Trent Park |
| 31 | 39:48 | 100 | Siana Jones | TVH |
| 32 | 39:52 | 50 | Caroline White | Lon Heathside |
| 33 | 40:07 | 64 | Avril Riddell | Morn Chasers |
| 34 | 40:10 | 122 | Efa Llewellyn (Enf & Har) | Individual |
| 35 | 40:13 | 113 | Emily Mosedale | VPH&TH |
| 36 | 40:22 | 103 | Kathryn Berry | Trent Park |
| 37 | 40:33 | 25 | Nicole Cho-Yee | Hillingdon |
| 38 | 41:11 | 61 | Heather Marshall | Morn Chasers |
| 39 | 41:20 | 59 | Maki Kimura | Morn Chasers |
| 40 | 41:28 | 94 | Jessica Bass | TVH |
| 41 | 41:35 | 63 | Amy Molly | Morn Chasers |
| 42 | 41:47 | 66 | Andrea Sanders-Reece | Morn Chasers |
| 43 | 42:28 | 26 | Lesley Conway | Hillingdon |
| 44 | 42:29 | 55 | Sam Johnston | Met Police |
| 45 | 42:35 | 105 | Lynn Jones | Trent Park |

| | | | | |
|----|-------|-----|---------------------------------|---------------|
| 46 | 42:48 | 70 | Jacqui Young | QPH |
| 47 | 43:00 | 43 | Charlotte Pheazey | Lon Heathside |
| 48 | 43:26 | 28 | Pauline Fischer | Hillingdon |
| 49 | 43:27 | 118 | Sandra O'Connor (Barnet & Dist) | Individual |
| 50 | 43:32 | 85 | Cheryl Sacks | Serpentine |
| 51 | 43:34 | 53 | Luisa Brana | Met Police |
| 52 | 43:38 | 95 | Andrea Broughton | TVH |
| 53 | 46:04 | 60 | Rafaele Lamour | Morn Chasers |
| 54 | 47:32 | 27 | Lucy Duncan | Hillingdon |
| 55 | 47:39 | 91 | Carole Wisdom | Serpentine |
| 56 | 48:15 | 52 | Mary Allieu | Met Police |
| 57 | 49:37 | 104 | Elizabeth Jackson | Trent Park |
| 58 | 49:56 | 9 | Maria Cartaya | Harrow |
| 59 | 51:50 | 23 | Kirat Nandra | Highgate |
| 60 | 55:05 | 106 | Christine Read | Trent Park |
| 61 | 55:25 | 102 | Jill Atkins | Trent Park |
| 62 | 55:53 | 56 | Holly Miles | Met Police |

Team Result :

1. Highgate (1, 9, 10, 13) = 33
2. Serpentine (2, 14, 15, 18) = 49
3. Lon Heathside (3, 17, 19, 27) = 66
4. ESM (8, 11, 24, 25) = 68
5. Morn Chasers (23, 33, 38,39) = 133
6. Met Police (12, 44, 51, 56) = 163
7. Trent Park (30, 36, 45, 57) = 168
8. Hillingdon (37, 43, 48, 54) = 182

Winner of Corlin Trophy :

Met Police